

Getting started with NOOK® tablets

You can use the OverDrive app to get eBooks, audiobooks, streaming videos, and periodicals from your library on your NOOK tablet (such as the NOOK HD, HD+, or Samsung Galaxy Tab® 4 NOOK).

NOTE: Some digital formats may not be available from all libraries.



STEP 1

Download the OverDrive app from the Google Play store or the NOOK Apps Store.

STEP 2





Open the OverDrive app and follow the prompts to create an OverDrive account and log in. If you're under 13, select **I am under 13 years old** instead.

NOTE: If you're using a NOOK Color or Tablet, skip this step and move on to step 3.

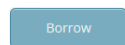
STEP 3



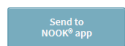
In the OverDrive app, find your library's OverDrive website. On most NOOK tablets, you can do this by swiping from left to right to open the **Home menu**, then tapping **Add**. On a NOOK Color or Tablet, tap the  icon (or, if you don't have this icon, go to **Menu > Get Books**).

- Tap the  to save your library to your library list.
- Tap your library's name to start browsing.

STEP 4



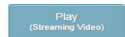
Log into your library's OverDrive website with your library card and borrow a title.



NOTE: Magazines and newspapers work a little differently than other digital titles. They have a **Send to NOOK app** button instead of a **Borrow** button, and they'll appear right in your NOOK library on your tablet. See our "getting started with periodicals" guide for more help.

STEP 5

Find borrowed titles under your account on your library's OverDrive website. You can:



- Download EPUB eBooks* and MP3 audiobooks directly to the OverDrive app.
- Add streaming videos to the OverDrive app.
- Tap **Read** to open and read eBooks right in your browser.
- Tap **Listen** to open and play audiobooks right in your browser (only compatible with the Samsung Galaxy Tab 4 NOOK).
- If you've installed the Kindle® reading app from the Google Play store on your NOOK, select **Kindle Book** (U.S. only) to complete checkout on Amazon's website and send the book to your Kindle reading app.

***NOTE:** If you're using a NOOK Color or Tablet, you'll need to authorize your device with an Adobe ID to download EPUB eBooks. It's a one-time, free process that takes just moments to complete.